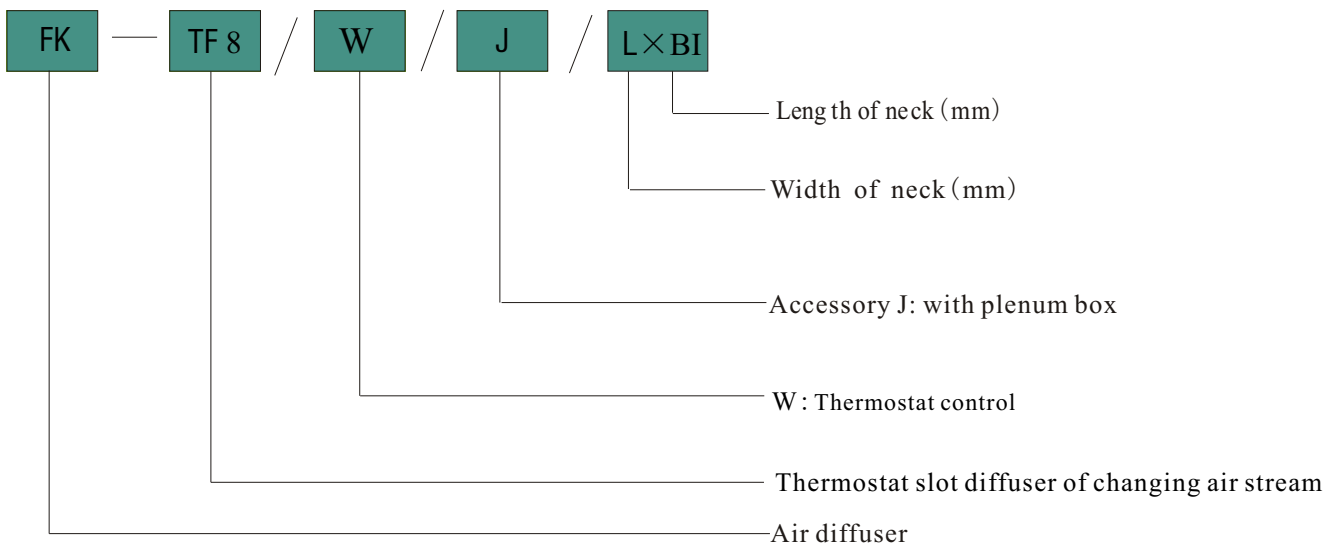


1. General description

This slot diffuser with a temperature sensor. According the change of supply air temperature , that can recognise ,test and adjust effective area of supply air ,in order to adjust throw distance of air stream arrive to.

This product can be widely used at large room and the area need high quality air. Be installed in the ceiling and the side wall areas . That can be widely used at various air conditioner system .

2.Symbol Explanation



Example: FK-TF8/W/1000*150 means Thermostat slot diffuser of changing air stream whose neck size is 315mm.

3.Characteristic

FK-TF8/W/J/L*BI

Thermostat slot diffuser of changing air stream



- (1)With a special temperature sensor which works exact ,steady and without regeneration noise.
- (2)When supply cold air,air stream's width is same with common slot diffuser ; When supply warm air ,sensor will work to adjust the effective area of supply air and then make the air stream's width narrower ,and at the same time prolong the throw distance of supply air.
- (3)Sensor is operated by temperature sense, do not need electric source when works. On installation ,do not need to place electric wire and electric control device.
- (4)Adopt multiple construction, the diffuser with a high continuity characteristic from the sight .With perfect and concordant appearance.

4. Technical parameter

Table 1

Type	Outlet air velocity(m/s)		1	2	3	4	5	5.5
	Static pressure lost(Pa)		5	18	41	72	113	138
T1	Air volume(m ³ /h)		151	302	453	604	755	831
	Throw(m)	cold air	1.42	2.75	4.08	5.4	6.8	7.4
		warm air	2	3.9	5.7	7.8	9.6	10.5
	NoisedB(A)	cold air	-	-	-	22	26	30
warm air		-	-	-	26	33	36	
T2	Air volume(m ³ /h)		212	424	636	848	1060	1168
	Throw(m)	cold air	1.61	3.3	4.9	6.5	8.26	9.3
		warm air	2.18	4.4	6.6	8.9	11.1	12.6
	NoisedB(A)	cold air	-	-	-	22	27	32
warm air		-	-	-	27	34	38	
T3	Air volume(m ³ /h)		255	510	765	1020	1275	1406
	Throw(m)	cold air	1.8	3.61	5.4	7.3	9.1	10.3
		warm air	2.4	4.8	7.3	9.7	12.3	13.5
	NoisedB(A)	cold air	-	-	-	23	29	33
warm air		-	-	-	28	36	39	
T4	Air volume(m ³ /h)		302	604	906	1208	1510	1663
	Throw(m)	cold air	2	4	6	8.1	10.1	11.6
		warm air	2.66	5.3	8	10.6	13.3	15.1
	NoisedB(A)	cold air	-	-	-	23	30	33
warm air		-	-	22	30	36	39	
T5	Air volume(m ³ /h)		352	704	1056	1408	1760	1940
	Throw(m)	cold air	2.1	4.3	5.7	8.7	10.9	12.4
		warm air	2.8	5.7	8.5	11.4	14.2	16.2
	NoisedB(A)	cold air	-	-	-	23	30	34
warm air		-	-	22	30	36	40	
T6	Air volume(m ³ /h)		396	792	1188	1584	1980	2178
	Throw(m)	cold air	2.2	4.6	6.9	9.3	11.5	13.2
		warm air	3	6	9.1	12.1	15.2	16.8
	NoisedB(A)	cold air	-	-	-	23	30	35
warm air		-	-	22	30	36	40	
T7	Air volume(m ³ /h)		432	864	1296	1728	2160	2376
	Throw(m)	cold air	2.3	4.8	7.2	9.5	11.9	13.4
		warm air	3.2	6.3	9.4	12.6	15.8	17.1
	NoisedB(A)	cold air	-	-	-	24	31	36
warm air		-	-	23	31	37	40	
T8	Air volume(m ³ /h)		490	980	1470	1960	2450	2695
	Throw(m)	cold air	2.5	5.1	7.4	9.8	12.4	13.8
		warm air	3.4	6.6	9.9	12.9	16.3	17.6
	NoisedB(A)	cold air	-	-	-	24	32	37
warm air		-	-	23	32	38	41	
T9	Air volume(m ³ /h)		540	1080	1620	2160	2700	2970
	Throw(m)	cold air	2.7	5.3	7.7	10.1	12.9	14.2
		warm air	3.6	6.9	10.4	13.4	16.8	18.3
	NoisedB(A)	cold air	-	-	-	24	33	38
warm air		-	-	24	33	38	43	
T10	Air volume(m ³ /h)		590	1180	1770	2360	2950	3245
	Throw(m)	cold air	2.9	5.5	7.9	10.4	13.3	14.6
		warm air	3.8	7.2	10.7	13.8	17.2	18.9
	NoisedB(A)	cold air	-	-	22	26	36	40
warm air		-	-	26	35	40	44	
T11	Air volume(m ³ /h)		648	1296	1944	2592	3240	3564
	Throw(m)	cold air	2.28	4.65	6.9	9.31	11.6	13.46
		warm air	3	6.1	9.1	12.16	15.2	17.2
	NoisedB(A)	cold air	-	-	23	27	36	42
warm air		-	22	27	36	41	47	

Effective area of supply air

Table 2

Type	T1	T2	T3	T4	T5	T6	T7	T8	T9	T10	T11
Effective area of supply air	0.050	0.052	0.075	0.088	0.100	0.110	0.125	0.137	0.150	0.162	0.176
Area of cold air	0.077	0.083	0.092	0.092	0.099	0.107	0.130	0.145	0.145	0.160	0.160
Area of warm air	0.045	0.045	0.054	0.054	0.054	0.060	0.073	0.082	0.082	0.090	0.090

Note:

- (1) Air velocity is for cold air, corresponding the technical parameter on the above table, diffuser length is 1m.
- (2) Corresponding the throw on the above table, end air velocity is 0.5m/s.
- (3) When diffuser length is more than 1m, the noise and throw should be corrected.
- (4) On the above table, temperature difference is 6 °C. When temperature difference between supply air and room is not 6 °C, throw parameter on the above table may have a little windage.

Technical parameter correction

Table 3

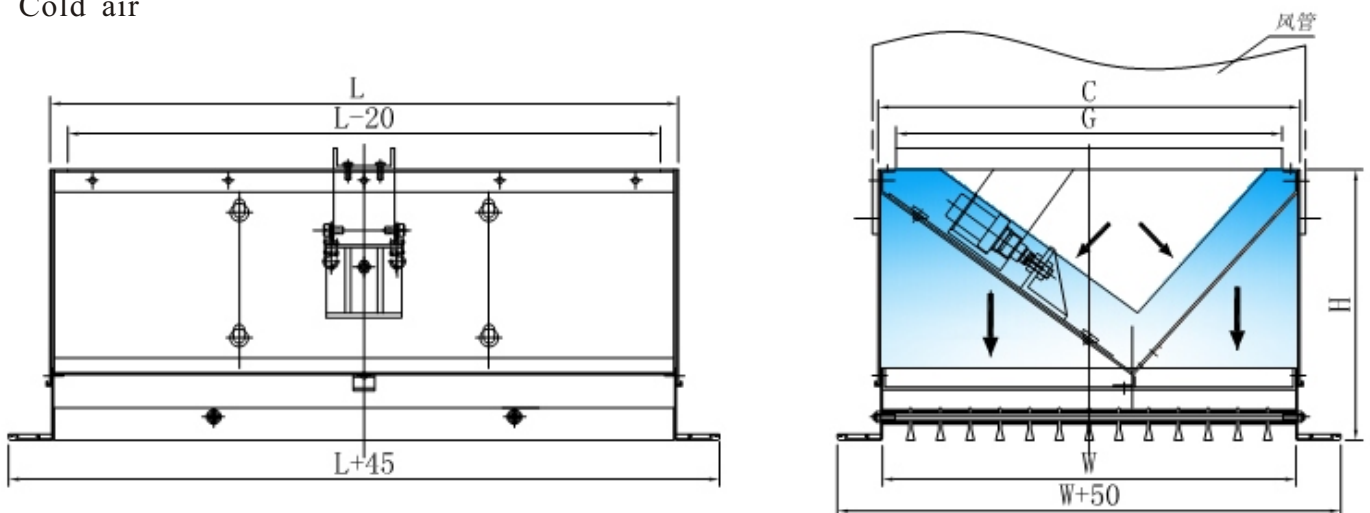
Diffuser length(mm)	1500	2000	2500	3000
Thorw(m)	*1.15	*1.25	*1.3	*1.33
Regeneration noise(dB(A))	+2	+3	+4	+5

5. Specification

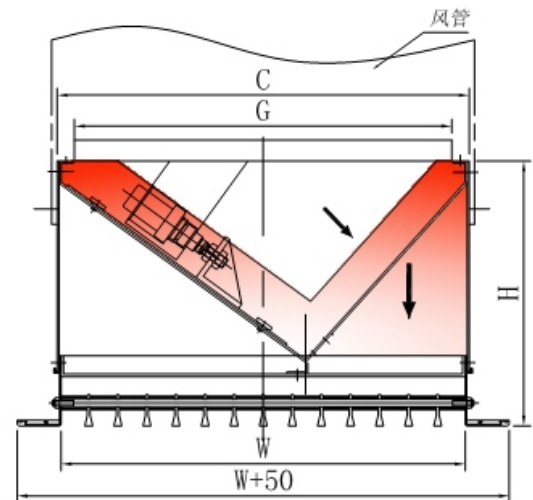
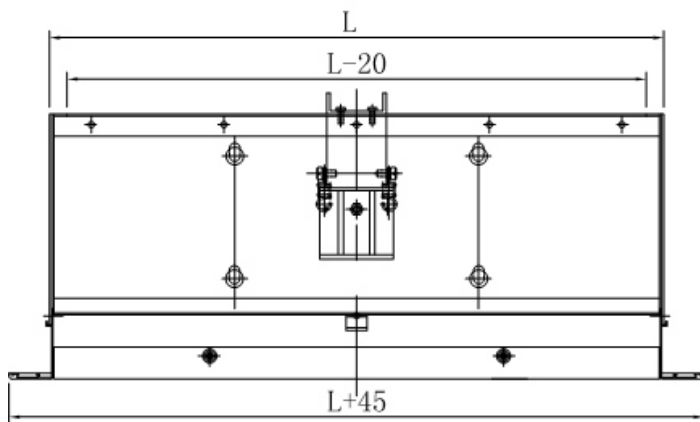
Table 4

Type	W	C	G	H	Blade number
T1	60.4	65	46.6	120.8	2
T2	77.4	82	63.6	120.8	3
T3	94.4	99	81	120.8	4
T4	111.4	116	97.6	120.8	5
T5	128.4	133	114.6	120.8	6
T6	145.4	150	131.6	120.8	7
T7	162.4	167	148.6	150.8	8
T8	179.4	184	165.6	150.8	9
T9	196.4	201	182.6	150.8	10
T10	213.4	218	199.6	150.8	11
T11	230.4	235	216.6	150.8	12

Cold air



Warm air



6. Material and Surface

Material of rotary and static blade ,connection duct ,bracket is galvanization steel. Material of blade and diffuser are aluminum . Surface can be painted on different colors if request.In general,colors are in accordance with RAL standard series.

7. Order details

- (1) The technical parameters listed in are reckoned on special working conditions. When use condition is different from the testing condition,the technical parameters in the samples may have a little windage.
- (2) When making orders, you should give the exclusive confirmation according to the samples' examples of method.
- (3)Our company retains the rights of interpretation and revision of this sample.